

Ricoh Aficio MP 6001/MP 7001/
MP 8001/MP 9001

Digital Imaging System
Maximize Speed and Efficiency

RICOH

fast



reliable



versatile



Ricoh Aficio **MP 6001/MP 7001/MP 8001/MP 9001**

Bring speed and precision to black & white workflow. Expand your productivity in large workgroups and demanding office environments with the RICOH® Aficio® MP 9001 series. These fully featured systems include a new 90 page-per-minute model which combines exceptional speed and productivity with a reliable design that offers enhanced usability and superior performance.



ProductivitySimplicitySpeedQuality

Fast, Efficient Distribution

Rely on this powerful 90 page-per-minute system to help you handle every document with extreme efficiency.

- Expect rapid results for every job with one of the fastest systems in the segment, featuring output speeds of 60, 70, 80 or 90 pages-per-minute.
- Complete scan jobs faster than ever with one-pass color duplex scanning at speeds up to 55 color or 80 black & white originals-per-minute.
- Ensure superior image quality for newsletters, legal documents, patient records and other output with true 1200 x 1200 dpi resolution.
- Streamline authentication to support productivity without compromising security using the Card Authentication Package.

Manage Documents Better

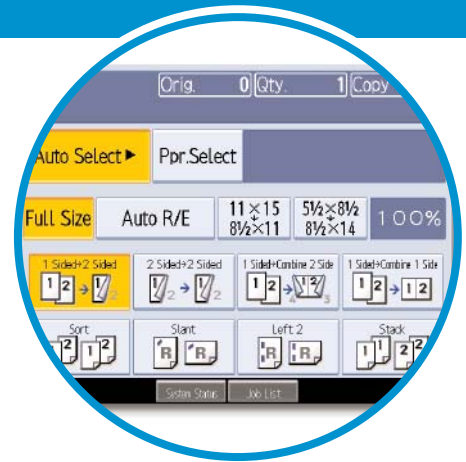
Consolidate document management tasks with a single system that does it all: copying, printing, scanning, faxing and finishing.

- Use Ricoh's advanced solutions to enable document capture and distribution, storage and management, or assessment and cost recovery. Create specialized, custom applications for Ricoh's Embedded Software Architecture, via a Java-compatible Software Development Kit (SDK).
- Locate Scan-to-Email addresses in seconds by searching the local e-mail database directly, via the standard Lightweight Directory Access Protocol (LDAP).
- Minimize errors for high-volume output with Sample Print. You can also use File Preview to review documents before printing if they are stored on the Document Server.
- Keep restricted files safe with Locked Print. This feature only releases documents for output after a user enters an authorized password.
- Reprint frequently used documents in seconds, without reprocessing files or reprogramming job settings, using Stored Print.

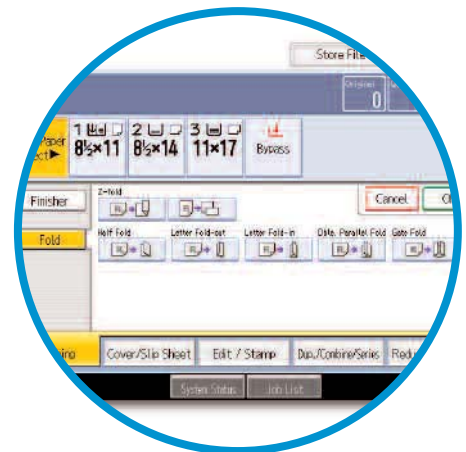
Maintain High Security

Keep confidential documents safe at all times, across multiple workflows, with an impressive array of security features.

- Defend documents against hard drive theft with the DataOverwriteSecurity System (DOSS), which erases latent image data after every job.
- Protect data on the HDD using the HDD Encryption Option.
- Encrypt sensitive PDFs to make sure unintended recipients can't open them.
- Encrypt PDF transmission to prevent unauthorized data interception.
- Protect sensitive documents with Unauthorized Copy Control, which embeds a masking pattern that obscures copies if users attempt to duplicate originals on another system with the same capability.
- Stop unauthorized system access with unique user authentication codes.



Get animated, step-by-step instructions for routine tasks via the large 8.5-inch WVGA color touch screen or use the simplified display for larger fonts and icons.



Choose from six different folding options, including Letter Fold (Tri-Fold) and Z-Fold, with the optional Multi-Fold Unit.



Scan originals directly to a USB drive or SD card for instant portability.

FlexibleEfficientEasySmart

Professional Finishing

Significantly reduce outsourcing costs with an extensive selection of high-quality finishing options.

- Create an incredible variety of finished materials with the Multi-Fold Unit, which offers Half-Fold, Z-Fold, Gate-Fold, Double Parallel Fold in-line and other patterns.
- Produce saddle-stitched booklets for students, clients and other audiences quickly and cost-effectively with the BK5010 Production Booklet Maker.
- Energize black & white documents with pre-printed, full-color covers using the Cover Interposer.
- Organize lengthy documents that require heavy-duty stapling with the 100-Sheet stapling finisher.
- Depend on the GBC StreamPunch III to deliver precision-punched documents that are prepared for a wide range of binding options.

Innovative Faxing

A complete lineup of fax features makes fax communication fast, simple and cost-efficient.

- Expect high productivity with up to three analog lines, a Super 3G modem and standard JBIG compression.
- Save multiple steps with LAN Faxing, this lets you send a document to a fax number directly from the desktop.
- Cut costs considerably with IP Faxing (T.38), which sends and receives faxes over the LAN or WAN virtually instantaneously.
- Prevent faxes from sitting unattended in the output tray. Forward incoming faxes to an e-mail address or network folder.
- Reduce the risk of fax errors. These systems detect blank pages and enable users to double-check fax destinations prior to transmission.

Intelligent Workflow

Use these convenient tools to streamline common tasks.

- Print e-mail attachments (JPEG or PDF) automatically by sending them to the system via the Mail-to-Print feature.
- Associate jobs with specific clients, users or other billing numbers for appropriate chargeback with the Classification Code feature.
- Utilize the system to seamlessly scan your documents directly to Ricoh DocumentMall. A "Software as a Service" (SaaS), DocumentMall allows you to store and manage documents and files from anywhere there is an Internet connection.
- Create automatic, one-step workflows for frequent scan tasks using optional GlobalScan NX software.



The Total Green Office Solution



Ricoh continues its long-standing commitment to developing office solutions with environmentally friendly and superior energy- and supply-saving features, without compromising productivity.

ReliableSecureFastVersatile

Ensure Fast, Professional Results

Cover Interposer Type 3260 (Optional/not shown)

Add full-color or black & white covers and insert sheets with the Cover Interposer.

FD5000 Multi-Fold Unit (Optional/not shown)

Accommodate virtually any folding need with the flexible in-line Multi-Fold Unit. Available patterns include: Half-Fold, Letter Fold-in (Tri-Fold), Letter Fold-out (Tri-Fold), Gate-Fold, Double Parallel (Four-Fold) and Z-Fold.

SR4040 2,000-Sheet Saddle-Stitch Finisher with 50-Sheet Stapler (Optional/shown)

Also choose from two separate Finishers; SR4050 3,000-Sheet Finisher with 100-Sheet Stapler or SR4030 3,000-Sheet Finisher with 50-Sheet Stapler (Optional/not shown).

Tandem Paper Tray

This tray holds 1,550 sheets in each of two compartments for a total capacity of 3,100 sheets. Load paper on the fly while copying/printing.

Two 550-Sheet Paper Trays

Standard paper capacity is an ample 4,300 sheets, which includes dual front-loading paper trays.

Automatic Document Feeder

The one-pass color duplex scanning document feeder can scan up to 55 full-color or 80 black & white originals-per-minute.

Bypass Tray

Copy up to 110 lb. Index through the 100-Sheet Bypass Tray.

RT43 Large Capacity Tray (Optional)

Increase total paper capacity to 8,300 sheets with the optional 4,000-Sheet Large Capacity Tray (LCT).

Base System


Start with your choice of 60, 70, 80 or 90 pages-per-minute output speed.

Easy Grip Handles

Easy grip handles on all paper trays allow any user to reload paper quickly and conveniently.



The Ricoh MP 9001 series enables you to produce more finished documents in-house and reduce outsourcing costs.



The GBC StreamPunch III delivers cleanly punched documents in several styles.



Use the Saddle-Stitch Finisher to create saddle-stitched booklets for handouts, educational and training materials, and many other applications.

Ricoh Aficio® MP 6001/MP 7001/MP 8001/MP 9001

Specifications

Specifications

Memory (RAM)	Basic Models: 512 MB std/1.5 GB max SP Models: 1.5 GB std/max
HDD	160 GB
First Copy Time	MP 6001: 4.2 seconds MP 7001/MP 8001: 3.5 seconds MP 9001: 3.3 seconds
Warm-Up Time (from Power Off)	MP 6001/MP 7001: 30 seconds MP 8001: 60 seconds MP 9001: 300 seconds
Copy Speed	60/70/80/90 copies/minute multiple sets (Letter LEF)
Original Size	Up to 11" x 17"
Copy Size	5.5" x 8.5" - 11" x 17"
Copy Resolution	True 1200 x 1200 dpi
Grayscale	256 levels
Zoom	25% - 400% in 1% increments
Paper Capacity	Standard: Tray 1: 1,550 sheets x 2 (tandem) = 3,100 (Letter); Trays 2 & 3: 550 sheets each (user adjustable) Bypass: 100 sheets Total Standard/Max: 4,300/8,300 sheets
Paper Weight	Trays 1 - 3: 14 lb. - 34 lb. Bond; Bypass (Thick Paper Mode): 14 lb. Bond - 110 lb. Index (216 g/m ²)
Power Source	120V/60Hz/20A (Requires dedicated 20A outlet) MP 9001: 208-220V/60Hz/20A (Requires dedicated 20A outlet)
Dimensions (WxDxH)	27.2" x 31.1" x 45.9"
Weight	478.4 lbs.

System Accessories

Automatic Document Feeder (Standard)

Original Size	5.5" x 8.5" - 11" x 17"
Paper Weight	Simplex: 11 lb. - 34 lb. Bond Duplex: 14 lb. - 34 lb. Bond
Capacity	150 sheets (based on 20 lb. Bond)

Options

RT43 Large-Capacity Tray (LCT)

Paper Size	8.5" x 11" LEF
Paper Weight	14 - 34 lb. Bond
Paper Capacity	4,000 sheets (20 lb. Bond)
Dimensions (WxDxH)	12.4" x 18.0" x 25.9"

8.5" x 14" Paper Size Tray Type 1075

Enables legal-size (8.5" x 14") paper to be fed through LCT.	
Paper Size	8.5" x 14", 8.5" x 11" SEF
Paper Capacity	2,500 sheets (20 lb. Bond)

CS391 9-Bin Mailbox

Compatible with SR4030 and SR4040 Finishers.

Number of Bins	9
Stack Capacity	100 sheets/bin (20 lb. Bond)
Paper Size	5.5" x 8.5" - 11" x 17"

Copy Tray Type 2075

Paper Capacity	500 sheets (8.5" x 11"), 250 sheets (8.5" x 14", 11" x 17")
----------------	--

11" x 17" Tray Type 9001

Enables 11" x 17" and 8.5" x 14" paper to be fed from Tray 1.	
Paper Size	11" x 17" SEF, 8.5" x 14" SEF, 8.5" x 11"
Paper Capacity	1,000 sheets

Cover Interposer Tray Type 3260

Compatible with all three finishers.

Paper Size	5.5" x 8.5" - 11" x 17"
Paper Weight	17 lb. Bond - 110 lb. Index (216 g/m ²)
Paper Capacity	200 sheets (20 lb. Bond)

FD5000 Multi-Folding Unit

Compatible with SR4050 and SR4040 only.

Folding Type

Single Sheet Mode	Z-Fold, Half-Fold/Print inside, Half-Fold/ Print outside, Letter Fold-in/Print inside, Letter Fold-in/Print outside, Letter Fold-out, Double Parallel/Print inside, Double Parallel/Print outside, Gate-Fold/ Print inside, Gate-Fold/Print outside
Multiple Sheets Mode	Same as Single Sheet mode. Up to 3 sheets

Paper Size

Single Sheet Mode	Z folding: 8.5" x 11" - 12" x 18" Half folding: 8.5" x 11" - 13" x 19.2" Letter folding: 8.5" x 11" - 12" x 18" Double Parallel/Gate folding: 8.5" x 11" - 12" x 18"
Multiple Sheets Mode	Half folding: 8.5" x 11" - 13" x 19.2" Letter folding: 8.5" x 11" Double Parallel/Gate folding: 8.5" x 11" - 12" x 18"

SR4040 2,000-Sheet Saddle-Stitch Finisher with 50-Sheet Stapler

Proof Tray	
Paper Size	5.5" x 8.5" - 11" x 17" SEF, 12" x 18" SEF
Paper Weight	14 lb. Bond - 90 lb. Index (163 g/m ²)
Stack Capacity	250 sheets (8.5" x 11" or smaller) 50 sheets (8.5" x 14" or larger) 30 sheets (Z-Fold/8.5" x 14" or larger) 20 sheets (Z-Fold/8.5" x 11" or smaller)

Shift Tray

Paper Size	5.5" x 8.5" - 11" x 17" SEF, 12" x 18" SEF
Paper Weight	14 lb. Bond - 110 lb. Index (216 g/m ²)
Stack Capacity	2,000 sheets (8.5" x 11" LEF) 1,000 sheets (8.5" x 11" SEF, 8.5" x 14" SEF, 11" x 17" SEF, 12" x 18" SEF) 500 sheets (5.5" x 8.5" LEF) 100 sheets (5.5" x 8.5" SEF) 30 sheets (Z-Fold/8.5" x 14" or larger) 20 sheets (Z-Fold/8.5" x 11" or smaller)

Staple Capacity

Same Paper Size	50 sheets (8.5" x 11" or smaller) 30 sheets (8.5" x 14" or larger) 30 sheets (8.5" x 11", 11" x 17")
Mixed Paper Size	5 sheets
Z-Fold Paper Only	15 sheets (8.5" x 11" SEF, 8.5" x 14" SEF, 11" x 17" SEF)
Saddle-Stitch	Top, Bottom, 2 Staples, Top Slant 25.9" x 24.1" x 37.8"

Punch Unit Type 3260 (For use on SR4030/4040 finishers)

Hole Positions	2 or 3 holes
Paper Size	5.5" x 8.5" - 11" x 17"
Paper Weight	14 lb. Bond - 90 lb. Index (163 g/m ²)
SR4050 3,000-Sheet Finisher with 100-Sheet Stapler	
Proof Tray	
Paper Size	5.5" x 8.5" - 11" x 17" SEF, 13" x 18" SEF
Paper Weight	14 lb. Bond - 110 lb. Index (216 g/m ²)
Stack Capacity	500 sheets (8.5" x 11" or smaller) 250 sheets (8.5" x 14" or larger) 30 sheets (Z-Fold)

Shift Tray

Paper Size	5.5" x 8.5" - 11" x 17" SEF, 13" x 18" SEF
Paper Weight	16 lb. Bond - 110 lb. Index (216 g/m ²)
Stack Capacity	3,000 sheets (8.5" x 11" LEF) 1,500 sheets (8.5" x 11" SEF, 8.5" x 14" SEF, 11" x 17" SEF) 500 sheets (5.5" x 8.5" LEF) 100 sheets (5.5" x 8.5" SEF) 30 sheets (Z-Fold)

Staple Capacity

Same Paper Size	100 sheets (8.5" x 11") 50 sheets (8.5" x 14", 11" x 17") 50 sheets (8.5" x 11" LEF, 11" x 17" SEF) 10 sheets
Mixed Paper Size	Top, Top Slant, Bottom, 2 Staples 31.5" x 28.7" x 38.6"
Z-Fold Paper Only	
Staple Positions	
Dimensions (WxDxH)	

Punch Unit Type 1075

Hole Positions	2 or 3 holes
Paper Size	5.5" x 8.5" - 11" x 17"
Paper Weight	14 lb. - 34 lb. Bond
SR4030 3,000-Sheet Finisher with 50-Sheet Stapler	
Proof Tray	
Paper Size	5.5" x 8.5" - 11" x 17" SEF, 12" x 18" SEF
Paper Weight	14 lb. Bond - 90 lb. Index (163 g/m ²)
Stack Capacity	250 sheets (8.5" x 11" or smaller) 50 sheets (8.5" x 14" or larger)

Shift Tray

Paper Size	5.5" x 8.5" - 11" x 17" SEF, 12" x 18" SEF
Paper Weight	14 lb. Bond - 110 lb. Index (216 g/m ²)
Stack Capacity	3,000 sheets (8.5" x 11" LEF) 1,500 sheets (8.5" x 11" SEF, 8.5" x 14" SEF, 11" x 17" SEF, 12" x 18" SEF) 100 sheets (5.5" x 8.5" SEF)

Staple Capacity

Same Paper Size	50 sheets (8.5" x 11" or smaller) 30 sheets (8.5" x 14" or larger) 30 sheets (8.5" x 11" LEF, 11" x 17" SEF)
Mixed Paper Size	Top, Bottom, 2 Staples, Top Slant 25.9" x 24.1" x 37.8"
Staple Positions	
Dimensions (WxDxH)	

GBC StreamPunch III

Paper Size	8.5" x 11" LEF
Paper Weight	20 lb. Bond - 110 lb. Index (216 g/m ²)
Die Sets	CombBind®, Twin Loop Wire (2:1 or 3:1), ColorCoil®, VeloBind®, Three-Ring, ProClick®

BK5010 Production Booklet Maker

Paper Size	8.5" x 11" - 11" x 17"
Paper Weight	16 lb. Bond - 110 lb. Index (216 g/m ²)

Print Controller Specifications

Print Speed	MP 6001: 60 prints/minute MP 7001: 70 prints/minute MP 8001: 80 prints/minute MP 9001: 90 prints/minute
CPU	Intel Celeron M 1.0 GHz
Host Interface	Standard: 10Base-T Ethernet/ 100Base-TX Ethernet, USB 2.0 Optional: IEEE 1284 (Parallel), IEEE 802.11a/b/g (Wireless LAN), Bluetooth, Gigabit Ethernet
Network Protocol	TCP/IP, IPX/SPX, IPv4, IPv6, SMB, AppleTalk
Memory Capacity	1 GB DDR-SDRAM
PDL	Standard: RPCS, PCL5e, PCL6 Optional: Adobe PostScript 3
Print Resolution	PCL5e: 300/600 dpi PCL6: 600/1200 dpi PS 3: 300/600/1200 dpi RPCS: 200/600/1200 dpi PCL5e/PCL6: Windows 2000/XP/ Server 2003/Vista/Server 2008 XPS Driver: Windows Vista/Server 2008 RPCS: Windows 2000/XP/Server 2003/ Vista/Server 2008 PS 3: Windows 2000/XP/Server 2003/ Vista/Server 2008, Macintosh OS 8.6 and later, Mac OS X Classic, Mac OS X Native v. 10.1 and later
Drivers	

Scanner Specifications

Scan Speed	Color: 55 ipm (simplex)/90 ipm (duplex) Black & White: 80 ipm (simplex)/ 130 ipm (duplex) @ 200 dpi 8.5" x 11" 100 dpi - 600 dpi (100 - 1200 dpi with TWAIN)
Optical Resolution	TIFF (Multi/Single), JPEG, PDF (Multi/Single)
Output Format	Standard: 10Base-T Ethernet/ 100Base-TX Ethernet; Optional: IEEE 802.11a/b/g, Gigabit Ethernet
Interface Support	Network TWAIN Driver and WIA Driver* Yes (up to 500 addresses per send) Yes (Version 3) 2,000
Drivers	
Scan-to-Email	
LDAP Support	
Max Stored	
Destinations	
Authentication	SMTP/POP before SMTP
Scan-to-Folder	Yes (up to 50 folders per job)
Protocol Support	SMB, FTP, NCP
Scan-to-Media	USB/SD Card

*Download driver from website.

Facsimile Specifications (Optional)

Type	ITU-T (CCIT) G3, Additional G3 (Optional)
Circuit	PSDN, PBX
Resolution	200 x 100 dpi (Standard Mode); 200 x 200 dpi (Detail Mode); 400 x 400 dpi (Super Fine Mode; available with optional SAF memory)
Modem Speed	33.6 Kbps with auto fallback
Compression	MH, MR, MMR, JBIG
Method	
G3 Transmission	Approximately 2 seconds/page (with JBIG); Approximately 3 seconds/page (with MMR)
Speed	
Scan Speed	0.70 seconds/page (Standard/Detail/ Super Fine Mode; LTR SEF)
Auto Dialing	2,000 Quick Dials, 100 Group Dials (500 locations each)
SAF Memory	Standard: 4 MB (Approximately 320 pages); Maximum: 28 MB (approximately 2,240 pages) with memory option
Capacity	
Additional Modes	Internet Fax by e-mail (T.37), IP Fax (T.38), LAN Fax, Fax Forward to E-mail/ Folder, LDAP support
Options	G3 Interface Unit Type 9001 (provides one additional G3 line; up to two lines may be added for a maximum of three lines); 32 MB Memory 400 dpi/SAF

For maximum performance and yield, we recommend using genuine Ricoh parts and supplies.

RICOH
www.ricoh-usa.com

Bringing Ricoh Value to Your Organization

Ricoh technology offers a diverse portfolio of solutions to help your organization stay competitive and move ahead. Let Ricoh show you how to empower your business to improve critical processes, keep information secure, ensure compliance and promote environmental sustainability while reducing the total cost of ownership.

Ricoh Americas Corporation, Five Dedrick Place, West Caldwell, NJ 07006
Rico® and the Ricoh Logo are registered trademarks of Ricoh Company, Ltd. All other trademarks are the property of their respective owners. Print speed may be affected by network, application or PC performance. Specifications and external appearances are subject to change without notice. Products are shown with optional features.

R3035

