

**Ricoh Aficio MP W2400/MP W3600**  
Wide Format  
Multifunctional Productivity  
in a Single Footprint

**RICOH**

quick



versatile



quality



# Ricoh Aficio MP W2400/MP W3600

**Wide format digital imaging that fits your budget and your floor plan.**

**When you think of wide format document production, the words “small space” don't usually come to mind. Until you discover the RICOH® Aficio® MP W2400/MP W3600 wide format systems. Digital imaging technology means you can securely print, copy, scan, distribute and archive with one surprisingly compact unit. Saving space is great. Saving time is even better.**

**Improve turnaround time when you output documents at a quick 4 or 6 D-size prints-per-minute—a mere fraction of the time it would take a traditional wide format ink jet plotter or analog copier to produce a single document.**



# FastAffordableDigitalVersatile

## Step Up to Simplicity

For all of their capabilities, the Ricoh Aficio MP W2400/MP W3600 systems are refreshingly easy to use.

- Produce and distribute documents quickly and easily using the large, backlit control panel with two types of display—simple and even simpler.
- Handling awkward wide documents is simple with multiple input and output choices.
- Change paper in a snap thanks to the industry's easiest front-loading paper roll trays and flanges, and optional paper cassettes.
- Increase copy/scan/print productivity by editing documents or stamping them with the dates, page numbers or other data prior to filing or retrieving documents for reprinting.



The large, backlit, easy-to-read control panel puts extensive capabilities at your fingertips.

## Put Quality Close at Hand

Why rely on costly, time-consuming outsourcing? The Ricoh MP W2400/MP W3600 systems bring high-quality production in house and under your control.

- Produce crisp, clear black & white documents with 600 dpi resolution.
- Create vivid details and fills with 256-grayscale levels.
- Print copies that have the quality of an original. Simply select the type of the original—Text/Photo, Drawing or Special—and the Ricoh MP W2400/MP W3600 automatically adjusts to produce sharp, clear reproductions.

## Expand Your Printing Capabilities

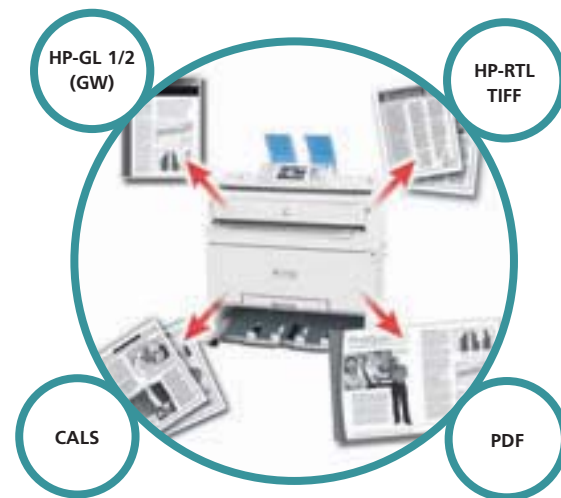
The Ricoh Aficio MP W2400/MP W3600 systems give you the choice of two controller options, so you can configure the system to meet the specific needs of your operation.

### Embedded Printer Controller Option

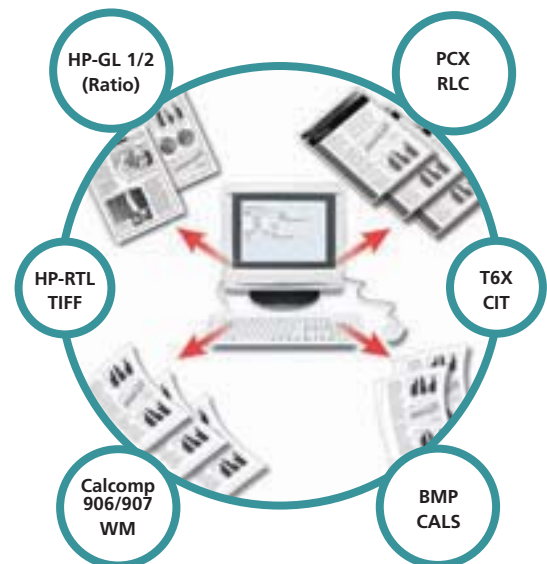
- Maintain a small, single footprint and easily handle the most common file formats with the embedded printer option. This is a simple solution for smaller architectural or engineering firms and workgroups.
- Combine documents from different applications, and manage, distribute and retrieve documents without having to open specific applications.
- Check toner and paper levels, change print queues, merge jobs, receive e-mail error notifications, and more right from your desktop using the WebImageMonitor utility.
- Web printing allows job building from a variety of files and directories.
- Print to Document Server to build job sets from prints, copies and scans – remotely or at the system.

### External RW-3600 Printer Controller

- Operate with maximum speed, advanced capabilities and the flexibility to print directly from CAD, Windows, Mac, Unix and AS/400 operating systems; the optional RW-3600 controller is an ideal network solution.
- Scan-to-DWF and output DWF documents with the DWG/DXF/DWF option without having to use AutoCAD.
- Create advanced job submission parameters, including adjusting pen widths and adding stamps.
- Use the optional PLOTBASE and PLOTCLIENT server software to:
  - Print documents up to 49 feet long.
  - Plot drawings directly to the Ricoh MP W2400 or Ricoh MP W3600, eliminating the need to print on slow, costly inkjet plotters.
  - Prioritize print jobs automatically from multiple users across your organization.
  - Manage usage by account for unlimited client seats.
  - Offer your clients the convenience of transmitting print jobs from remote locations using the Internet via PLOTCLIENT Web.



Choose the **Embedded Print Controller** option for fast, easy and direct network printing of the most common file formats.



The optional external **RW-3600 Print Controller** supports more extensive file formats.



# PrintCopyScan

## Choose the Scanning Option that's Right for You

**Dramatically improve productivity and reduce costs with your choice of scanning options.**

### Embedded Scanner with GW Architecture

- Maintain a small footprint and gain the capability of previewing up to a 12" x 18" image prior to transmission.
- Scan-to-Email: Eliminate postage and overnight delivery costs by scanning documents and instantly e-mailing them anywhere in the world. Access unlimited e-mail addresses directly from your company's address book to simplify the process even further.
- Scan-to-Folder: Save space and time by converting paper copies to electronic files and store them on the hard drive. Designated network users can easily find, retrieve, review and update the files.
- Scan-to-FTP: Send large files quickly when you bypass the mail server.
- Scan-to-URL and Scan-to-NCP (Novell protocol): Reduce network congestion with Scan-to-URL and Scan-to-NCP, which e-mails a URL or NCP link to access a document rather than sending an entire file; documents are available for remote Web retrieval 24/7 by authorized users.

### RW-3600 Controller with Scan Option

- Take productivity to a whole new level with the advanced capabilities of the RW-3600 controller scan option.
- Instantly view full images for quick cleanup or more extensive image editing and merging.
- Add documents to job sets anywhere in any directory with the "drag and drop" feature.
- Capture metadata at the time of scanning for easy lookup and retrieval.
- Scan to DWF, PDF, mutli- and single-page in a number of raster file formats.

## Store, Access and Edit with Ease

**Maximize storage, minimize effort and realize savings with the Ricoh Aficio MP W2400/MP W3600's systems' innovative Document Server.**

- Quickly and easily store documents on the standard 80GB hard drive Document Server for up to 180 days. And, instantly access documents, work files and projects in progress from the Ricoh systems directly or from your PC.

## Put an Emphasis on Security

**Safeguard proprietary information with robust security enhancement.**

- Keep files secure with Windows Authentication, which requires user names and passwords to print specific files.
- Prevent attempts to intercept data during transmission using the data encryption tool.
- Eliminate the possibility of recreating data from the unit's hard drive with the optional data overwrite feature.




## Your Environmental Partner



**Ricoh continues its long-standing commitment to developing office solutions with environmentally friendly and superior energy- and supply-saving features, without compromising productivity, including:**

- Quick Start-Up (QSU) Technology
- Power-Saving Sleep Mode
- Duplex and Combine Copy Modes
- Toner Recycling
- Low Noise Levels
- Minimal Ozone Emissions
- Restriction of Hazardous Substances Compliant (RoHS)

# Powerful Productivity in a Compact Unit



## Embedded Controller

### Client PC Drivers (Windows OS)

HDI  
RPCS DRIVER  
POSTSCRIPT DRIVER  
WEB PRINTING



### Client PC Drivers (MAC)

HDI  
RPCS DRIVER  
POSTSCRIPT DRIVER  
WEB PRINTING

## RW-3600 External Controller

### Client PC (Windows OS) with External RW-3600 Printer Controller

PLOTCLIENT  
PLOTCLIENT WEB  
WINPRINT  
PLOTCLIENT HDI (with AutoCAD)



### Client PC/Macintosh OS (AutoCAD drivers) with External RW-3600 Printer Controller

PLOTCLIENT Mac

### Client PC (Bentley Systems Microstation driver)

### RW-3600 Server PC (Windows 2000, Windows XP or Windows Vista)

PLOTBASE  
PLOTCLIENT WEB  
RW-3600 SCANTOOL



# Ricoh Aficio MP W2400/MP W3600

## System Specifications

### Engine

**Configuration** Desktop  
**Copy/Printing Process** Electro-photographic printing  
**Paper Source** 1 or 2 roll paper cassette drawer (optional)  
 Paper cassette tray (optional)

**Warm-Up Time** Less than 120 Seconds  
**First Copy** 34 seconds (E-Size)  
**Copying Speed** MP W3600: 6 cpm; 3.14 ips (D-Size)  
 MP W2400: 4 cpm; 2.36 ips (D-Size)

**Resolution** 600 dpi x 600 dpi  
**Grayscale** 256 levels  
**Grayscale Printing** 2 levels  
**Reduction/Enlargement** 18 presets; 25% to 400% by 0.1% increments  
 1 to 99 (ten key input)

**Multiple Copies** Synchronized, preset cut, variable cut  
**Cutting Method** 1GB (Shared with Copy/Printer/Scanner applications)

**Standard Memory** 80GB  
**Standard Hard Drive** Standard connection to external PC for RW-3600 controller

**PC Interface** Maximum: 36" x 590" (49 ft.); Minimum: 8.5" x 8.5"; 36" x 78" bypass

**Original/Copy Size** Top; Top Rear (curled); Rear  
**Original Exits** Top: 50 Sheets  
 (Plain Paper D-size LEF)  
**Copy Exits** Bottom: 40 Sheets  
 (Plain Paper D-size LEF)

**Power Source** 120 V 15 A 60 Hz  
**Dimensions (W x D x H)** 42.5" x 25" x 22"  
**Weight** 235 lbs.

### Copier Features

- Standard Document Server: Store, copy, print or scan documents
- Drawing mode (Default), Text mode, Text/Photo mode; Other modes: Photo mode, Generation mode, Pasted Original mode, Background Line mode
- Auto Paper Selection (APS)
- Cut sheet tray (option)
- Job program (up to 10 jobs)
- Job Interrupt
- Auto Reduce/Enlargement, User Auto Reduce/Enlargement, Preset Reduce/Enlargement, Zoom, Size Magnification, Directional Magnification, Directional Size Magnification, Fine Magnification
- Image Overlay, Format Overlay, Negative / Positive, Mirroring, Double Copy, Combine
- Stamping
- Electronic Sort
- Preset stamps, User preset stamps, Date stamp, Page stamp

### Copier Options

**Rear Stacker** Up to 20 D-size sheets  
**Paper Cassette Tray** Adjustable up to 12" x 18". Holds up to 250 sheets (17lb-22lb.)

**Roll Feeder Table** 1 or 2 roll feeder options; holds rolls 36" x 590" (49')  
 Dimensions (W x H x D)  
 42.5" x 28.3" x 27.5"  
 Weight 154 lbs (1 roll)  
 158.7 lbs (2 rolls)

**Roll Holders** 2 holders, 36" x 590" (49'); max roll diameter 6.88"

### Embedded Printer Controller (Option)

**Controller Board** Embedded  
**Print Speed** MP W2400: 2 ppm E-size SEF, 4 ppm D-size SEF  
 MP W3600: 3 ppm E-size SEF, 6 ppm D-size SEF

**Print Resolution** Up to 600 dpi  
**HDD** 80GB (Shared with other applications such as Copy/Scanner)

**Supported Drivers** RPCS, PS3 Emulation, HDI  
**Supported File Formats** HP-GL 1/2, HP-RTL, TIFF, CALS, PDF  
**Network Protocol** TCP/IP, IPX/SPX, AppleTalk

### Embedded Print Controller Features

- Auto Paper Select
- Media Selection
- Roll Select
- Limitless Paper Feed
- Output Tray Select
- Multiple Print Sets
- Locked Print
- Sample Print
- Magnification
- Border Setting
- Mirror Setting
- Pen Setting
- Stamp Setting
- Language Setting
- Set up Launcher
- Online Help Menu
- Combine Images
- Document Server
- Remote Print via Internet
- Set X and Y Axis
- Transparency Mode
- Data Overwrite Security

### Embedded Scanner (Option)

**Controller Board** Embedded  
**Scan Speed** MP W2400: 4 spm D-size: 2.36 ips  
 2 spm E-size  
 MP W3600: 6 spm D-size: 3.14 ips  
 3 spm E-size

- Scanner Features**
- Scan-to-Email
  - Scan-to-Folder
  - Scan-to-URL
  - Scan-to-NCP
  - Twain Scanning
  - TIFF, PDF and JPEG
  - Up to 600 dpi
- File Formats**  
**Scan Resolution** Up to 600 dpi

### RW-3600 Printer Controller (Option)

**PC Server Requirements**  
**Controller Type** External PC Server (PC not included must be purchased separately from appropriate vendor)

**PC Requirements**  
**Operating System** Windows 2000 Professional SP4, Windows XP Professional SP2 or Window Vista: Business, Enterprise or Ultimate

**Processor** Recommended: Intel Pentium 4 with 2 GHz or higher  
**PCI Interface Slot** 2.0 or higher x 1 with 3.3 V or 5 V auto adaptive, maximum load 5A

**RAM Memory** Min. 2GB for 49" printing/scanning 19.68" or less: Min 1024 MB  
**Hard Drive** 20GB free space  
**Network Interface** 10/100Base-T Ethernet, TCP/IP configuration

1024 x 768 (Recommended)  
**Monitor** TCP/IP, IPX/SPX, lpr/lpq, HTML, SMB (as of Windows 2000)

**Print Controller** MP W3600: 6 ppm @A1/D size (LEF)  
 3 ppm @A0/E size (SEF)  
 MP W2400: 4 ppm @A1/D size (LEF)  
 2 ppm @A0/E size (SEF)

Supported file formats: Standard: HP-GL, HP-GL2, HP-RTL, TIFF, DWG Calcomp906/907, WMF, BMP, CALS(1&2), T6X, CIT, PCX, RLC, DWG/DXF/DWF (with installation of AutoCAD application)

Redhat Linux 6.x-7.1  
 HP-UX 10.x/11.x  
 Sun Solaris 2.6/7.x/8.x  
 SCO OpenServer 5.x (up to 5.06)  
 OS/2 5.1-5.2

**Unix Support** Redhat Linux 6.x-7.1  
 HP-UX 10.x/11.x  
 Sun Solaris 2.6/7.x/8.x  
 SCO OpenServer 5.x (up to 5.06)  
 OS/2 5.1-5.2

**Mac Support** OS/2 5.1-5.2

### RW-3600 Print Controller Features

- Auto paper select
- Media Selection
- Roll Select
- Limitless Paper Feed
- Image Rotation
- Output Tray Select
- Multiple Print Sets
- Locked Print
- Sample Print
- Magnification
- Border Setting
- Mirror Setting
- Pen setting
- Stamp Setting
- Language Setting
- Set up Launcher
- Online Help Menu
- Combine Images
- Document Server
- Remote Print via Internet
- Print Queue Management
- Simultaneous Scanning and Printing
- Priority/Account Printing

### RW-3600 Scanner (Option)

**Controller Type** External PC Server  
**Maximum continuous scan speed** MP W2400: 6 spm D-size SEF(200dpi, 1 bit)  
 MP W3600: 6 spm, D-size SEF(200dpi, 1 bit)

**Resolution** 150 – 600 dpi (1200 dpi with enhancement)  
**Scan size** 8.26" x 11.6" – 36" x 11.8" 36" x 19.2" with SP setting  
 36" x 49.2" with SP setting

**File format** TIFF (single/multi page, uncompressed/G3/G4), T6X, BMP, RLC, HP-RTL, PCX, CALS1&2  
 Options: PDF (single/multi page), DWF

**Scanner software** SCANTOOL software  
**Controller Type** Same as printer controller spec.

**Maximum continuous scan speed** MP W2400: 4spm/A1SEF, D-size SEF(200dpi, 1bit)  
 MP W3600: 6spm/A1SEF, D-size SEF(200dpi, 1bit)

**Resolution** 150 – 600dpi (1200dpi with enhancement)

### Scanner Features

- Contrast Setting
- Reading Area Setting
- Continuous Input
- Mirror
- Invert
- Rotation
- Scan Modes
- Integrated Editor
- Scan-to-Folder
- Scan-to-Email
- Scan-to-FTP
- Scan-to-NCP
- Archiving and Retrieval
- Image Editing –Change View –Add and Cut –Merge
- Scan-to-Document Management System
- Preview Scans-Full Screen

### Controller Options

Scan option  
 DWG/DXF/DWF: Scan to DWF (w/scan option) Print DWG/DXF without AutoCAD application  
 True Adobe PostScript 3  
 CGM (Computer Graphics Metafile)  
 VIC

**RICOH**

www.ricoh-usa.com

Ricoh Corporation, Five Dedrick Place, West Caldwell, NJ 07006  
 Ricoh® and the Ricoh Logo are registered trademarks of Ricoh Company, Ltd. Windows® and Windows® 95/98/Me/NT/4.0/2000/XP are registered trademarks of Microsoft Corporation. Macintosh®, Mac® OS and AppleTalk® are registered trademarks of Apple Computer, Inc. Adobe® and PostScript® are registered trademarks of Adobe Systems, Inc. PCL® is a registered trademark of Hewlett-Packard Company. RPCS™ is a trademark of Ricoh Company, Ltd. All other trademarks are the property of their respective owners. Print speed may be affected by network, application or PC performance. Specifications and external appearances are subject to change without notice. Products are shown with optional features.

Printed in U.S.A. on recycled paper because Ricoh cares.

R2553

