

B&W Production Printer

RICOH Pro 8210s/8220s/ 8210/8220

Printer Copier Facsimile Scanner



Pro
8210s/8210

111
ppm monochrome


Pro
8220s/8220

136
ppm monochrome

It's never been easier to grow your print business

Simplify the way you print with superior performance from the RICOH® Pro 8210s/8220s multifunction production printer or RICOH® Pro 8210/8220 production printer. Deliver high-speed black-and-white documents and give your customers more print options so you can capture more of their business. Impress with high-quality newsletters, advertisements, bulletins, direct mail and much more on diverse media, including thicker paper stocks and larger sizes. Choose from multiple automated finishers to give every document a polished, professional look. Create automated shortcuts and utilize preconfigured settings quickly to save time. Change consumables and make adjustments on the fly. And do it all with intuitive controls that help you simplify the most complex workflows and meet the tightest deadlines.

- Produce black-and-white documents at up to 136 ppm
- Create compelling output with image resolution up to 1200 x 4800 dpi
- Print on media, including heavy and textured stock, up to 13" x 19.2"
- Send information electronically via several scan-to capabilities
- Expand paper capacity up to 12,650 sheets to extend print runs
- Automate finishing to produce professional results in less time



Meet more deadlines, realize more opportunities

Simplify high-volume, low-stress production printing

Let productivity lead to profitability

Use the Pro 8200 Series to print up to 136 pages per minute and meet more deadlines — so you can capture more revenue-generating opportunities. Add optional paper trays for up to nine types of media and 12,650 sheets total paper capacity to target more types of customers and jobs. Reload toner and media on the fly with dual toner cartridges and Active Tray Indicator lights. Keep tabs on system status from anywhere on the production floor via the Operator Call Light. Trained Customer Replaceable Units (TCRUs) provide all the necessary critical components on-site for easy replacement without service technician support.




Get innovative with more media choices

Choose from a wide range of media options to make your documents stand out. Print at sizes up to 13" x 19.2" for closer views of manuals and drawings. Use heavily-coated stocks up to 350 g/m² for attention-grabbing direct mail, postcards, brochures, newsletters and more. Quickly set up and print up to 13" x 27.5" uncoated book covers and composites with the optional Multi Bypass Banner Sheet Tray. Take advantage of standard support for No-Carbon Required (NCR) paper to keep production of this important workflow in-house. You can also print checks with the magnetic ink character recognition (MICR) option to expand your client list even more. It uses Rosetta's patented dual component ProMark™ 8100 MICR toner and optimized E-13B and CMC-7 MICR fonts to stand up to the punishment of dozens of passes through high speed reader-sorter machines.



Create with clarity

Impress your customers with extremely high-quality output at up to 1200 x 4800 dpi resolution. The Pro 8200 Series uses more granular toner particles, so you can create photo-like images with smoother gradations and halftones. The system also delivers consistent front-to-back registration for precise alignment from the first print to the last on books, manuals, directories, brochures, postcards and other documents.



More features to manage more types of jobs

- 1 HCI3500 Plockmatic High Capacity Interposer (Optional):** Feed pre-printed sheets from two sources for front and back covers. Insert a wide range of offset, color or coated paper up to 350 g/m² within a single booklet automatically. Take advantage of two trays with 3,500-sheet total paper capacity for extended runs with multiple paper stocks.
- 2 SR5050 3,000-Sheet Staple Finisher (Optional):** Perform up to 100-sheet stapling for documents up to 13" x 19.2". Add flexibility with the optional Hole Punch Unit.
- 3 SR5060 2,500-Sheet Booklet Finisher (Optional):** Use the in-line Booklet Finisher, as well as an optional Booklet Trimmer Unit or Hole Punch Unit, to produce stapled and saddle-stitched booklets cost-effectively.
- 4 DU5050 Decurl Unit (Optional):** Reduce paper curling for more accurate stacking and greater throughput.
- 5 220-Sheet Automatic Document Feeder (Pro 8210s/8220s only):** Expedite copy and scan jobs with single-pass color duplex scanning up to 220 images per minute.
- 6 BY5010 Multi Bypass Tray (Optional):** Add up to 550 sheets of unique stocks and sizes. Produce banners, included on uncoated paper, up to 13" x 27.5" with an optional Multi Bypass Banner Sheet Tray.
- 7 Full-Color, 10.4" SVGA Control Panel:** Perform everyday print tasks with ease and customization and transition from job to job quickly from the post-mounted, intuitive touch screen.
- 8 Operator Call Light:** Find out instantly from anywhere in the print center the moment the printer's status changes.
- 9 VCSEL and Granular Toner Technology:** Produce more vivid prints and smoother gradations for improved text, fine lines, graphics and photographic reproductions via Vertical Cavity Surface Emitting Laser and more uniform toner.
- 10 Heavy Media Support:** Produce 13" x 19.2" output with heavy media (up to 130 lb. Cover through the RT5100 LCIT) to expand in-house production deliverables.
- 11 Paper Trays:** Perform longer runs with tandem 2 x 1,100-Sheet Paper Trays and two 550-Sheet Paper Trays for a standard total paper capacity of 3,300 sheets. Add optional paper sources to expand capacity to 12,650 sheets.



RICOH Pro 8220s

- 12 Active Tray Indicators:** See which tray is in use quickly, so you can refill other paper sources without interrupting print jobs.
- 13 SK5030 High-Capacity Stacker (Optional):** Use the 5,000-Sheet Stacker to run longer unattended jobs. Move large volumes of output to off-line binding, packing and shipping quickly via the rollaway cart. Lock the stacker door when printing confidential documents.
- 14 TK5010 A3/DLT Tray Kit (Optional):** Expand paper capacity for larger sizes without taking up too much space by converting a standard paper drawer to an 11" x 17" drawer.
- 15 RT5100 Vacuum Feed Large Capacity Input Tray (Optional):** Support a wider range of media with a three-belt air-delivery system and feed coated papers from 40 – 350 g/m² with speed and accuracy. Add an optional BU5010 Bridge Unit and two 4,400-Sheet Vacuum Feed LCTs to maximize total paper capacity at 12,650 sheets.

- Energy Efficiency:** Perform tasks using less energy. The device is ENERGY STAR® certified and meets EPEAT® Gold* criteria to help minimize operating costs while reducing environmental impact.

*EPEAT Rating is applicable only in the USA.

- Versatile Controller Support:** Use the standard print controller to perform everyday print and workflow tasks quickly. Take advantage of PCL5e/6 as standard PDL support and optional genuine Adobe PostScript 3 and genuine IPDS to integrate seamlessly into almost any host environment with incredible reliability and page-recovery capabilities.

- Fiery® EB-34 Controller (Optional):** Execute end-to-end automated workflows and simplify advanced print management to expand production printing. Based on EFI's popular Fiery Server technology, this digital front end (DFE) controller offers more capabilities including Advanced Job Re-order and Tab Inserts. Plus, you can integrate its Paper Catalog feature with the MFP or printer's Paper Library function to instantly synchronize a print job's custom paper settings.



To view detailed features of our B&W production products online go to www.ricoh-usa.com/products



Make a big production out of productive printing

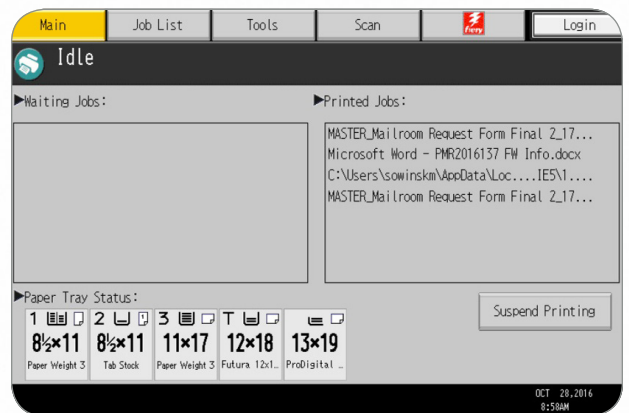
Transition to digital quickly

Use the Pro 8210s/8220s multifunction production printer/copier/scanner to transform hardcopy documents into digital files and share them instantly right from the control panel. Scan two-sided documents at up to 220 images per minute and send them via Scan-to-Email, FTP, PDF, URL and other scan-to options so your clients can preview prints instantly or receive important information for faster, smarter decision-making. Or, you can scan files to a USB or SD card and deliver the files to your clients directly for greater mobility.



Control workflows to simplify workloads

Now you can focus more on growing your business instead of setting up print jobs. For example, use preconfigured print settings to automate routine steps. Select frequently run jobs from the device's Document Server instantly to save time. Use the optional Fiery® EB-34 Controller and integrate seamlessly with your Paper Library to access dozens of preset paper settings just as quickly. Plus, you can add RICOH TotalFlow® Prep, Print Manager, Production Manager, Path and BatchBuilder software to automate repetitive tasks, minimize manual touchpoints and simplify workflows for even the most complex commercial, CRD or high-volume print jobs.



Impress at the finish

Choose from a wide range of options to give every job a polished, professional look while minimizing manual labor, errors and expense. Add automated stapling, saddle-stitching and de-curling to streamline production for booklets, presentations, newsletters, brochures and more. Automate multiple fold options to add another dimension for your direct mail jobs. Use the powerful ring binder for up to 50- to 100-Sheet ring-bound sets or the Plockmatic High Capacity Interposer to add pre-printed inserts from two sources. Take advantage of the RICOH booklet finisher and its limitless output mode, so you can work continuously to maximize revenue opportunities. Or, use RICOH's Peripheral Interface Port (RPIP) to connect with industrial finishing options such as the C.P. Bourg® BM-e Booklet Maker, Duplo DBM-350 Booklet Maker or Watkiss PowerSquare™ 224 Booklet Maker. Additional manufacturer's production finishing devices will also be certified for in-line connection with RICOH's RPIP.



RICOH Pro 8210s/8220s/8210/8220

SYSTEM SPECIFICATIONS

Engine Specifications

Configuration	Console
Standard Modes	Pro 8210s/8220s – Copy/Print/Scan Pro 8210/8220 – Print
Print/Copy Process	Electrostatic transfer with indirect image transfer system
Fusing	Oil-less belt fusing method
System Memory	2GB RAM / 640 GB (320 x 2) HDD
Document Feeder	Standard 220-Sheet ADF with single-pass color duplex scanning (Pro 8210s/8220s only)
Control Panel	Full-color 10.4" SVGA touch panel
Copy Resolution	Up to 1200 x 4800 dpi
Paper Registration	Sensor and Mechanical
Quantity Indicator	1 – 9,999
Original Size	Up to 11" x 17" (297 x 432 mm) (from platen)
Warm-Up Time	Less than 360 sec. (from main switch)
First Copy Speed	Pro 8210s/8210: 5.6 seconds Pro 8220s/8220: 4.6 seconds
Output Speed	Pro 8210s/8210: 111 ppm Pro 8220s/8220: 136 ppm
ADF Speed	Simplex: 120 ipm; Duplex: 220 ipm (B&W or Full-color)
Paper Capacity	Tray 1: 2,200 sheets (1,100 x 2) Trays 2 – 3: 1,100 sheets (550 x 2) Trays 4 – 6 with optional A4/LT LCT: 5,000 sheets Trays 4 – 6 with optional A3/DLT LCT: 4,400 sheets Vacuum-Feed LCIT Trays (optional): 4,400 sheets Bypass Tray: 550 sheets Total Standard Capacity: 3,300 sheets Total Optional Capacity: 12,650 sheets (with RT5100 LCITs)
Limitless Paper Supply	Supported
Paper Size	Tray 1: 8.5" x 11" Trays 2 – 3: 5.5" x 8.5" to 13" x 18" Trays 4 – 6 with optional A4/LT LCT: 5.5" x 8.5" to 8.5" x 11" Trays 4 – 6 with optional A3/DLT LCT: 5.5" x 8.5" to 13" x 19.2" Vacuum-Feed LCIT Trays: 5.5" x 8.5" to 13" x 19.2" Bypass Tray: 5.5" x 8.5" to 13" x 19.2"; Custom Size: 3.94" x 5.5" to 13" x 19.2"
Paper Weight	Trays 1 – 3: 14 lb. Bond – 95 lb. Cover (52 – 256 g/m) Trays 4 – 5 with optional A4/LT LCT: 14 lb. Bond – 80 lb. Cover (52 – 216 g/m) Tray 6 with optional A4/LT LCT: 14 lb. Bond – 60 lb. Cover (52 – 163 g/m) Trays 4 and 6 with optional A3/DLT LCT: 14 lb. Bond – 95 lb. Cover (52 – 256 g/m) Tray 5 with optional A3/DLT LCT: 11 lb. Bond – 110 lb. Cover (40 – 300 g/m) Vacuum-Feed LCIT: 11 lb. Bond – 130 lb. Cover (40 – 350 g/m) simplex; 14 lb. Bond – 110 lb. Cover (52 – 300 g/m) duplex Bypass Tray: 14 lb. Bond – 80 lb. Cover (52 – 216 g/m) Finisher: 3,000 + 250 sheets Booklet Finisher: 2,500 + 250 sheets Stacker: 5,000 + 250 sheets
Output Capacity	12.6" x 18.9" (320 x 480 mm)
Max. Print Area	Plain, Recycled, Colored, Letterhead, Preprinted, Prepunched, Bond, Card, OHP*, Tab*, Label*, Gloss*, Matte*, Envelope*, NCR*
Paper Types	

Magnification	7 reduction and 5 enlargement
Zoom	25% to 400% in 1% increments
Power Requirements	208-240 V, 50/60 Hz, 20 A (dedicated)
Typical Electricity Consumption (TEC)**	Pro 8210: 14.0 kWh/wk Pro 8220: 17.5 kWh/wk Pro 8220s: 17.4 kWh/wk
Max. Power Consumption	Pro 8210s/8220s: 3,400 W Pro 8210/8220: 3,600 W
Dimensions (WxDxH)	45" x 35.4" x 45.1" (1,141 x 900 x 1,146 mm)
Weight	Pro 8210s/8220s: 937 lbs. (425 kg) Pro 8210/8220: 904 lbs. (410 kg)
ENERGY STAR	Certified
EPEAT	Gold Rated

*Via optional paper sources
**Typical Electricity Consumption by ENERGY STAR program.

Copier Features (Pro 8210s/8220s only)

Duplex, Simplified Display, Auto Paper Selection, Auto Reduce/Enlarge, Auto Start, Auto Tray Switching, Auto Image Density, User Codes (1,000), Job Programs (25), Electronic Sort/Stack, Image Rotation, Interrupt Copy, User Tools, Job Presets, Book/Series/Combine Copying, Cover/Chapter/Slip Sheet, Tabs, Sample Copy, Stamps/Numbering, Bates Numbering, Shift/Erase/Margin Adjustment, Customizable Home Screen, Import/Export of Preference Settings, Eco-Friendly Indicator, Power On/Off Timer, Energy Saver, Weekly Timer, External USB Keyboard Support, MFP Browser for Web Image Monitor and @Remote, Copy Reservation (8), A3/DLT Counter, Mixed Originals/ Batch Mode

Security Features

Data Encryption (Address Book, Authentication Password, SSL Communication, S/MIME, IPsec Communication, HDD), User Authentication (Windows®, LDAP, Basic, User Code, 802.1x Wired), Network Protocol On/Off, Mask Type for Data Security, Data Security Unit Option, IP Filtering, Unauthenticated Copy/Print Control, Quota Setting, SMTP over SSL, Mandatory Security Information Print (Compulsory Security Stamp)

Printer Specifications

CPU	Intel® Celeron® Processor P4505 – 1.86 GHz
RAM	2 GB
HDD	640 GB (320 x 2) HDD
Max Print Resolution	1200 x 4800 dpi via VCSEL
Standard Interfaces	Ethernet (1000BASE-T/100BASE-TX/10Base-TX), USB 2.0 Type A x 3/Type B, SD slot
Optional Interfaces	IEEE 1284/ECP, IEEE802.11a/b/g/n, Bluetooth
Network Protocol	TCP/IP (IPv4, IPv6), IPX/SPX
Network Operating Systems	Windows Vista/7/8/8.1/10/Server 2008/Server 2008R2/Server 2012/Server 2012R2; NetWare 6.5; UNIX Sun Solaris 9/10, HP-UX 11.x/11i v2/11i v3, SCO OpenServer 5.0.7/6.0, RedHat Linux Enterprise V4/V5/V6, IBM AIX 5L V5.3/V6.1/V7.1; Novell Netware 6.5 or later; Citrix Presentation Server 4.5; Citrix XenApp 5.0; Mac OS X 10.5 or later; SAP R/3; NPDS Gateway; IBM iSeries AS/400 using OS/400 Host Print Transform
Print Drivers	Standard: PCL5c, PCL6 (XL), PDF Optional for Pro 8200s only: Adobe PS3, Genuine IPDS
Fonts	PCL: 45 scalable + 13 international; PDF: 136; IPDS: 108 (optional)
Printer Features	Send to Document Server, Sample/Locked/ Hold/Stored/Scheduled Print, Store and Print, Layout (N-up), Banner Page Print,

PDF Direct Print, Mail to Print, Classification Code, Bonjour Support, Windows Active Directory Support, DDNS Support, PCL Resident Font Adoption, Tray Parameter Change from Web Image Monitor, 1200 dpi Support, Mobile Driver, WS Print, Wireless LAN Interface Option, Media Direct Print (Print from USB/SD), Auto Job Promotion, AirPrint® Support, Poster Print, WPS (Wi-Fi Protected Setup)

Fiery EB-34 Controller

EFI Platform Configuration	FS200 Pro External
Memory	4 GB
CPU	Intel Processor G850 2.9 Ghz
Host Interface	Ethernet 1000/100/10Base-T x 2
HDD	500 GB
Operating System	Windows 8.1 Professional For Embedded Systems x64
Network Protocol	TCP/IP (IPv4, IPv6), SMB
Printer Description Language	PS3, PCL 5e, PCL 6
Max. Resolution	1200 dpi
Fonts	PS3 138, PCL 81
Operation Panel Utilities	Via touch panel display on printer Standard: EFI Driver, Command Workstation, Webtools, Hot Folders Optional Fiery SeeQuence Impose, Fiery SeeQuence Compose, Image Viewer for Black and White, EFI Spectrophotometer ES-2000, FACI Furniture, External Secure HDD Kit

Scanner Specifications (Pro 8210s/8220s only)

Scanning Resolution	Up to 600 dpi (TWAIN: 1200 dpi)
Scan Area	Up to 11.7" x 17" (297 x 432 mm)
Scan Speed (LTR/A4)	Simplex: 120 ipm; Duplex: 220 ipm (B&W and Full-color)
Output Format	Single Page: TIFF/JPEG/PDF/High Compression PDF
Interface Support	Multi Page: TIFF/PDF/High Compression PDF Ethernet (1000BASE-T/100BASE-TX/10Base-T), USB 2.0 Type A, SD card slot, Optional Wireless LAN (IEEE802.11 a/b/g/n)
Authentication	SMTP/POP before SMTP
Scanner Features	Scan to USB/SD, WS Scanner, Scan-to-Email/Folder/SMB/FTP/URL/NCP/PDF/A/ Digitally Signed PDF/Searchable PDF, TWAIN Scanning, Scanned File Naming, LDAP Support, Universal Send, Distributed Scan Management, Preview Before Transmission, PDF Encryption, Drop Out Color Send, B&W/FC Photo, B&W/FC Text, Auto Color Selection, Auto Density, Auto Size Detection, Image Rotation, Mixed Size/SADF/Batch Mode, Reduce and Enlarge, Split Scan, JBIG2 Compression Support

Document Server Specifications

Max. Stored Documents	15,000
Max. Pages per Document	1,000
Max. Stored Pages	15,000
Folder Management	With password, up to 200 personal folders



RICOH Pro 8210s/8220s/8210/8220

SYSTEM SPECIFICATIONS



Accessories

LCIT RT5100 Vacuum Feed Large Capacity Input Tray

Paper Capacity	4,400 sheets (2,200 x 2)
Paper Size	A5 (LEF)/5.5" x 8.5" - 13" x 19.2"
Paper Weight	11 lb. Bond - 130 lb. Cover (40 - 350 g/m ²)
Power Consumption	Less than 860 W
Power Supply	100 - 127 V
Dimensions (WxDxH)	41.5" x 28.7" x 39.4" (1,054 x 730 x 1,000 mm)
Weight	Less than 484 lbs. (220 kg)

BU5010 Bridge Unit for LCIT RT5100

Paper Size	Width: 3.94" to 13" (210 mm to 330.2 mm) Length: 5.5" to 19.2" (420 mm x 487.7 mm) 11 lb. Bond - 130 lb. Cover (40 - 350 g/m ²)
Paper Weight	From LCIT RT5100
Dimensions (WxDxH)	13" x 28.7" x 39.4" (330 x 730 x 1,000 mm)
Weight	Less than 132 lbs. (60 kg)

RT5080 A3/DLT Large Capacity Tray (LCT)

Paper Capacity	4,400 sheets
Paper Size	5.5" x 8.5" - 13" x 19.2"
Paper Weight	11 lb. Bond - 110 lb. Cover (40 - 300 g/m ²)
Dimensions (WxDxH)	34" x 28.7" x 39.4" (865 x 730 x 1,000 mm)
Weight	407 lbs. (185 kg)

RT5070 A4/LT Large Capacity Tray (LCT)

Paper Capacity	5,000 sheets
Paper Size	5.5" x 8.5" - 8.5" x 11"
Paper Weight	Trays 4 - 5: 14 lb. Bond - 80 lb. Cover (52 - 216 g/m ²) Tray 6: 14 lb. Bond - 60 lb. Cover (52 - 163 g/m ²)
Dimensions (WxDxH)	21.3" x 28.7" x 39.4" (540 x 730 x 1,000 mm)
Weight	233.2 lbs. (106 kg)

BY5010 Multi Bypass Tray

Paper Capacity	550 sheets
Paper Size	5.5" x 8.5" - 13" x 19.2"
Paper Weight	14 lb. Bond - 80 lb. Cover (52 - 216 g/m ²)
Dimensions (WxDxH)	27.2" x 22.1" x 8.3" (690 x 561 x 210 mm)
Weight	44 lbs. (20 kg)

Multi Bypass Banner Sheet Tray Type S3

Paper Capacity	500 sheets
Paper Size	5.5" x 8.5" - 13" x 19.2" Custom Size: 3.94" x 5.5" - 13" x 27.5"
Paper Weight	14 lb. Bond - 80 lb. Cover (52 - 216 g/m ²)
Dimensions (WxDxH)	42.9" x 22.1" x 8.3" (1,090 x 561 x 210 mm) when attached to BY5010
Weight	20.9 lbs. (9.5 kg)

TK5010 A3/DLT Tray Unit

Paper Capacity	1,000 sheets
Paper Size	Up to 11" x 17"
Dimensions (WxDxH)	19.5" x 20.9" x 6.9" (495 x 530 x 175 mm)
Weight	22 lbs. (10 kg)

CI5030 2 Source Cover Interposer

Paper Size	5.5" x 8.5" - 13" x 19.2"
Paper Weight	17 lb. Bond - 80 lb. Cover (64 - 216 g/m ²)
Stack Capacity	200 sheets x 2 trays
Dimensions (WxDxH)	21.2" x 28.7" x 50.8" (540 x 730 x 1,290 mm)
Weight	99 lbs. (45 kg)

SK5030 High Capacity Stacker

Paper Capacity	5,000 sheets (SRA3, A4, LT size); Proof Tray: 250 sheets
Output Jogger	Standard
Rollaway Cart	Standard (optional additional carts available)
Power Consumption	Less than 120 W
Power Supply	120 - 127 V, 50/60 Hz, 2A
Dimensions (WxDxH)	35.4" x 28.7" x 39.8" (900 x 730 x 1,010 mm)
Weight	Stacker: 264 lbs. (120 kg); Roll Away Cart: 33 lbs. (15 kg)

SR5050 3,000-Sheet Finisher with 100-Sheet Stapler

Capacity (Proof Tray)	250 sheets (8.5" x 11" or smaller) 50 sheets (8.5" x 14" or larger)
-----------------------	--

Capacity (Shift Tray)	8.5" x 11" - 3,000 sheets 8.5" x 14" - 11" x 17" - 1,500 sheets 12" x 18" - 13" x 19.2" - 1,000 sheets
Paper Size	5.5" x 8.5" - 13" x 19.2"
Paper Weight	Proof Tray: 14 lb. Bond - 80 lb. Cover (52 - 216 g/m ²) Shift Tray: 11 lb. Bond - 130 lb. Cover (40 - 350 g/m ²)
Output Jogger	Standard
Staple	8.5" x 11" - 2 to 100 sheets 8.5" x 14" - 11" x 17" - 2 to 50 sheets
Staple Position	Top, Bottom, 2 Staples, Top Slant
Dimensions (WxDxH)	39.2" x 28.7" x 44.3" (996 x 730 x 1,126 mm)
Weight	246 lbs. (112 kg)

SR5060 2,500-Sheet Booklet Finisher

Capacity (Proof Tray)	250 sheets (8.5" x 11" or smaller) 50 sheets (8.5" x 14" or larger)
Capacity (Shift Tray)	8.5" x 11" - 2,500 sheets 8.5" x 14" - 11" x 17" - 1,500 sheets 12" x 18" - 13" x 19.2" - 1,000 sheets
Paper Size	Proof Tray: 5.5" x 8.5" - 13" x 19.2" Shift Tray: 5.5" x 5.5" - 13" x 19.2"
Output Jogger	Standard
Paper Weight	Proof Tray: 14 lb. Bond - 80 lb. Cover (52 - 216 g/m ²) Shift Tray: 11 lb. Bond - 130 lb. Cover (40 - 350 g/m ²)
Staple	8.5" x 11" - 2 to 100 sheets 8.5" x 14" - 11" x 17" - 2 to 50 sheets
Staple Position	Top, Bottom, 2 Staples, Top Slant
Saddle Stitch Staple	8.5" x 11" - 13" x 19.2" - 20 sheets; Center 2 Position
Dimensions (WxDxH)	39.2" x 28.7" x 44.3" (996 x 730 x 1,126 mm)
Weight	246 lbs. (112 kg)

TR5040 Booklet Trimmer

Trimming Type	One Side Edge
Trimming Capacity	1 to 20 sheets (2 to 40 pages after folding)
Paper Size	Up to 13" x 19.2"
Stack Capacity	Up to 60 sets
Limitless Stack	Yes
Dimensions (WxDxH)	43.9" x 23.3" x 21.8" (1,115 x 591 x 555 mm)
Weight	165 lbs. (75 kg)

FD5020 Multi-Folding Unit

Folding Type	Single Sheet Mode: Z-Fold, Half-Fold/Print inside, Half-Fold/Print outside, Letter Fold-in/Print inside, Letter Fold-out, Double Parallel/Print inside, Double Parallel/Print outside, Gate-Fold/Print inside, Gate-Fold/Print outside Multiple Sheets Mode: Half-Fold/Print inside, Half-Fold/Print outside, Letter Fold-in/Print inside, Letter Fold-in/Print outside, Letter Fold-out
Paper Size	Single Sheet Mode: Z folding: 8.5" x 11" - 12" x 18"; Half folding: 8.5" x 11" - 13" x 19.2"; Letter folding: 8.5" x 11" Multiple Sheets Mode: Double Parallel folding: 8.5" x 11" - 12" x 18"; Gate folding: 8.5" x 11" to 12" x 18"; Half folding: 8.5" x 11" - 13" x 19.2"; Letter Fold-out: 8.5" x 11"; Letter Fold-in: 8.5" x 11"
Dimensions (WxDxH)	18.5" x 28.7" x 39.4" (470 x 730 x 1,000 mm)
Weight	203 lbs. (92 kg)

RB5020 Ring Binder

Paper Size	8.5" x 11"/A4
Paper Weight	17 lb. Bond - 80 lb. Cover (64 - 216 g/m ²)
Stack Capacity	Binding Mode: 11 sets; Punching Mode: 100 sheets
Ring Bind Capacity	2 to 100 sheets
Number of Holes	LTR - 21, A4 - 23
Ring Supply	Black or White, Up to 50 or 100 sheets
Tab Stock	Supported
Dimensions (WxDxH)	34.2" x 28.7" x 39.8" (870 x 730 x 1,010 mm)
Weight	308 lbs. (140 kg)

GB5010 Perfect Binder

Booklet Size	Width: 7.9" x 11.7" (201 - 297 mm); Length: 5.5" x 8.5" (140 - 216 mm)
Booklet Thickness	Less than 1" (23 mm)
Body Page Capacity	200 sheets
Cutting Directions	3 Edges, 1 Edge, None
Paper Weight	Body Pages: 17 lb. Bond - 60 lb. Cover (64 - 163 g/m ²) Cover Pages: 24 lb. Bond - 110 lb. Cover (90 - 300 g/m ²)
Stack Capacity/Booklet Dimensions (WxDxH)	50 sheets: 13; 100 sheets: 7; 200 sheets: 4 42.9" x 31.1" x 54.6" (1,090 x 791 x 1,387 mm)
Weight	770 lbs. (350 kg)

DU5050 Decurl Unit

Decurl Function	Three steps pressure adjustment (from operation panel)
Paper Weight	11 lb. Bond - 130 lb. Cover (40 - 350 g/m ²)
Dimensions (WxDxH)	2.8" x 20" x 7.1" (71 x 509 x 181 mm)
Weight	11 lbs. (5 kg)

HCI3500 Plockmatic High Capacity Interposer

Number of Trays	2
Paper Size	4.7" x 8.3" - 13.8" x 26" (120 x 210 mm - 350 x 660 mm)
Paper Weight	18 lb. Bond - 130 lb. Cover (65 - 350 g/m ²)
Paper Capacity	3,500 sheets
Power Supply	115 V, 60 Hz
Dimensions (WxDxH)	47" x 28" x 43" (1,200 x 700 x 1,100 mm)
Weight	551 lbs. (250 kg)

PBM350/PBM500 Plockmatic Booklet Maker

Paper Size	8.5" x 11" - 12" x 18"
Paper Weight	17 lb. Bond - 100 lb. Cover (64 - 300 g/m ²)
Set Size	PBM350 - 2-35 sheets (20 lb. Bond/80 g/m ²) PBM500 - 2-50 sheets (20 lb. Bond/80 g/m ²)
Power Supply	115 V, 60 Hz
Dimensions (WxDxH)	55.9" x 35.4" x 27.6" (1,420 x 970 x 700 mm)
Weight	297 lbs. (135 kg)

GBC StreamPunch Ultra

Punched Paper Sizes	5.5" x 8.5", 8.5" x 11", 8.5" x 14", 11" x 17"
Punched Media Weight Range	20 lb. Bond - 110 lb. Cover (up to 300 g/m ²)
Tab Punching	Yes
"Two-Up" Punching	Yes
Power Supply	115 V, 60 Hz
Dimensions (WxDxH)	17.5" x 28.7" x 39.4" (445 x 730 x 1,000 mm)
Weight	220 lbs. (100 kg)

RIP Interface Box Type S3 (For third-party finishing peripherals only)	
Dimensions (WxDxH)	10.4" x 9.9" x 5.3" (265 x 253 x 136 mm)
Weight	1.2 lbs. (0.55 kg)

Additional Accessories

IPDS Unit Type S8 for Printer Models, PostScript3 Unit Type S8 for Printer Models, PostScript3 Unit Type S7 for MFP Models, IPDS Unit Type S7 for MFP Models, ADF Double Feed Detection, Transit Pass Unit for Perfect Binder Type S1, Cover Interposer Tray for Perfect Binder Type S1, Multi Bypass Attachment Kit for RT5100 LCIT Type S3, Roll-Away Cart Type S010, Punch Unit PU5020, Optional Counter Interface Unit Type M12, Copy Connector Type 3260, IEEE 802.11a/b/g/n Interface Unit Type M2, OCR Unit Type M2, Copy Data Security Unit Type G, File Format Converter Type E, IEEE 1284 Interface Board Type A

Supply Yields

Toner	82,000 per bottle*
Drum	2,500K images/unit
Developer	860K prints/bag

*Based on 6% chart of Ricoh A4 LEF test chart under normal operating conditions.

For maximum performance and yield we recommend using genuine Ricoh parts and supplies.

Specifications subject to change without notice.

RICOH
imagine. change.

www.ricoh-usa.com

Ricoh USA, Inc., 70 Valley Stream Parkway, Malvern, PA 19355, 1-800-63-RICOH

Ricoh and the Ricoh Logo are registered trademarks of Ricoh Company, Ltd. All other trademarks are the property of their respective owners. ©2016 Ricoh USA, Inc. All Rights Reserved. The content of this document, and the appearance, features and specifications of Ricoh products and services are subject to change from time to time without notice. Products are shown with optional features. While care has been taken to ensure the accuracy of this information, Ricoh makes no representation or warranties about the accuracy, completeness or adequacy of the information contained herein, and shall not be liable for any errors or omissions in these materials. Actual results will vary depending upon use of the products and services, and the conditions and factors affecting performance. The only warranties for Ricoh products and services are as set forth in the express warranty statements accompanying them.